
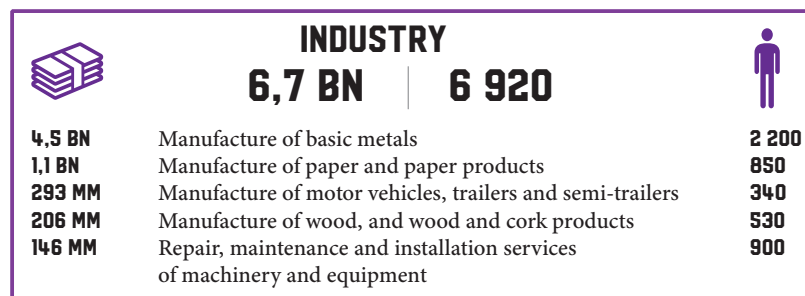
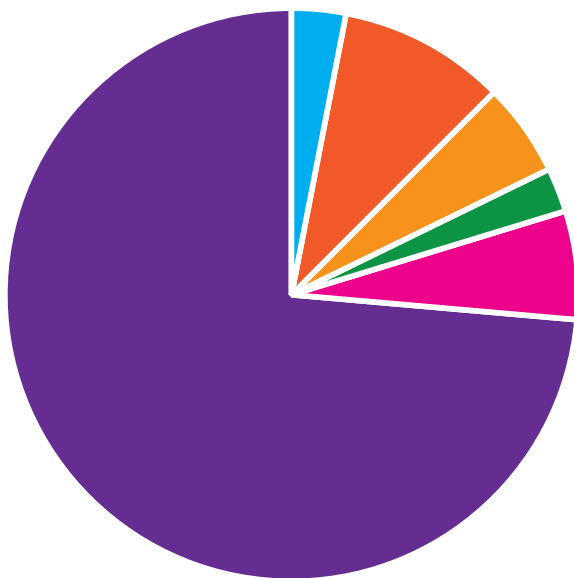


DISTRIBUTION OF LAPLAND'S INDUSTRY IN 2017

- INDUSTRIAL SECTOR CREATES ALMOST 70% OF LAPLAND'S TURNOVER & QUARTER OF LAPLAND'S JOBS
- LAPLAND ACCOUNTS FOR 7% OF FINLAND'S TOTAL EXPORTS IN 2018. LAPLAND'S EXPORT VALUE IS 4.3 BILLION, OF WHICH INDUSTRY ACCOUNTS FOR 90%

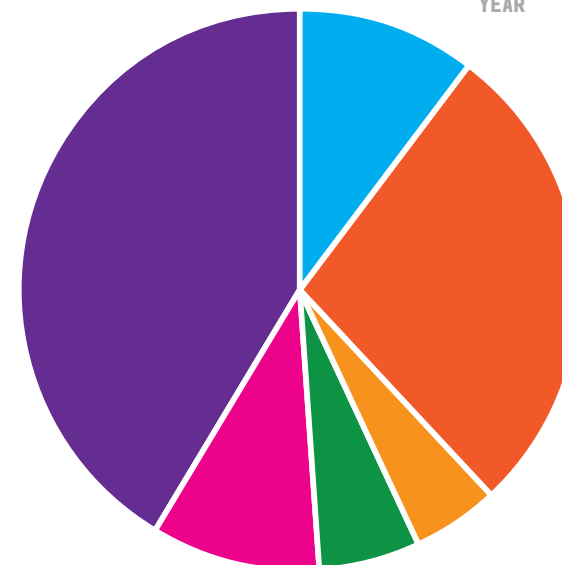
**TOTAL TURNOVER FROM
INDUSTRIAL SECTOR
9,2 BN €**

+ 11%
COMPARED TO
PREVIOUS
YEAR



**TOTAL NUMBER OF
INDUSTRIAL SECTOR
PERSONNEL
16 700**

+ 2%
COMPARED TO
PREVIOUS
YEAR



Source: Statistics Finland, Business data service by industry sector, incl. Standard Industrial Classes A02 Forestry and logging, B: Mining and quarrying, C: Manufacturing, D: Electricity, gas, steam and air conditioning supply, E: Water supply, sewerage, waste management and remediation activities, F: Construction, H52 Warehousing and support activities for transportation, M71 Architectural and engineering activities, technical testing and analysis. The number of personnel includes employees and entrepreneurs, hired personnel in person-years, jobs. Statistics Finland, Employment Statistics, Exports: Customs Finland - Foreign trade in goods by province.