
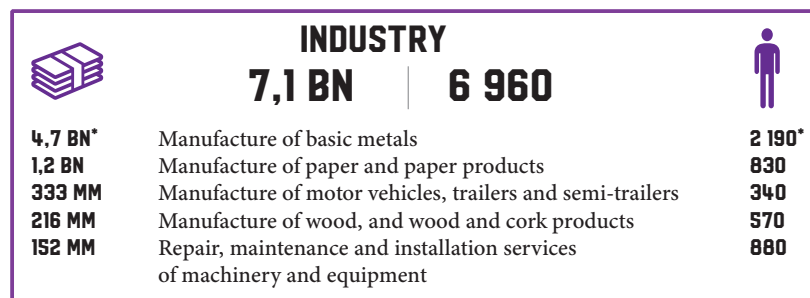
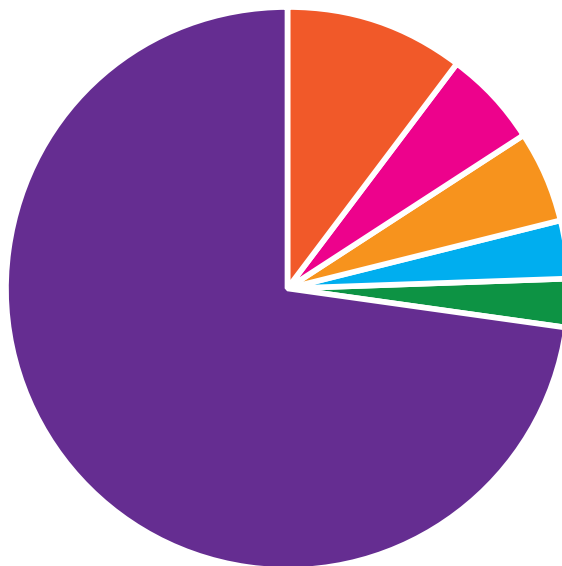


DISTRIBUTION OF LAPLAND'S INDUSTRY IN 2018

- INDUSTRIAL SECTOR CREATES ALMOST 70% OF LAPLAND'S TURNOVER & QUARTER OF LAPLAND'S JOBS
- LAPLAND ACCOUNTS FOR 7% OF FINLAND'S TOTAL EXPORT OF GOODS IN 2018
- LAPLAND'S EXPORT VALUE IS 4.3 BILLION, OF WHICH INDUSTRY ACCOUNTS FOR 90%

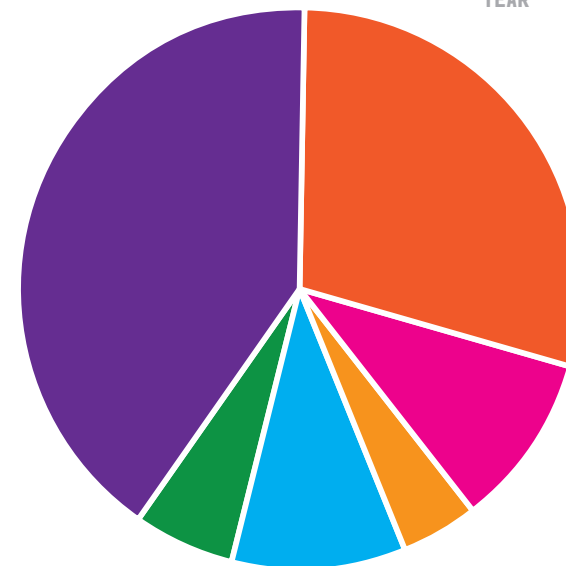
**TOTAL TURNOVER FROM
INDUSTRIAL SECTOR
9,7 BN €**

+ 6%
COMPARED TO
PREVIOUS
YEAR



**TOTAL NUMBER OF
INDUSTRIAL SECTOR
PERSONNEL
17 100**

+ 2%
COMPARED TO
PREVIOUS
YEAR



Source: Statistics Finland. Regional statistics on entrepreneurial activity, incl. Standard Industrial Classes A02 Forestry and logging, B-Mining and quarrying, C-Manufacturing, D-Electricity, gas, steam and air conditioning supply, E- Water supply, sewerage, waste management and remediation activities, F- Construction, H52 Warehousing and support activities for transportation, M71 Architectural and engineering activities; technical testing and analysis. The number of personnel includes employees and entrepreneurs; hired personnel in person-years. Jobs: Statistics Finland, Employment Statistics. Exports: Customs Finland - Foreign trade in goods by province.